

HydroFlow 600 / 1200

Acoustic Doppler Current Profiler

Data Specifications


Model	HydroFlow 600	HydroFlow1200
Transducer and hardware		
System frequency	600kHz	1200kHz
Internal memory	16G standard	
Transducer type	piston	
Working mode	broadband (BB)	
Beam	4 Beams Janus, 20°	5 Beams Janus, 20°
Updating rate	Max 10Hz	
Water Velocity Profiling		
Velocity range (typical)	± 5m/s	
Velocity range (maximum)	± 20m/s	
Accuracy	0.25% ±0.2cm/s	
Resolution	1 mm/s	
Profiling range(distance)	0.4-80m	0.15-35m
Bottom tracking		
Velocity range	± 5m/s typical, ± 20m/s maximum	
Depth range(minimum)	0.8m	0.15m
Depth range(maximum)	90m	35m
Accuracy	+ 0.25% of watwe velocity relative to ADCP	
Resolution	1 mm/s	
Cell		
Cell depth	0.25~4m	0.06~2m
Quantity	1~260	
Internal Sensors		
Temperature: range/accuracy/resolution	-10 C ~+60 C / ±0.1 C / 0.001 C	
Compass: range/accuracy/resolution	0° ~360° / ±0.5° / 0.001°	
Motion sensor: range/accuracy/resolution	±30° / ±0.2° / 0.001°	
Material		
Engineering plastic, aluminum alloy and titanium alloy three material selectable		
Communication		
Communication protocol	RS-232, RS-422, WIFI	
Baud rate	4800-115200	
Power		
Iput	9~18VDC (standard 12V)	
Power consumption	3.5W (average), 0.5W (sleep), 30W (peak)	
Environment		
Working temperature	-5 C ~+45 C	
Storage temperature	-20 C ~+60 C	
Float		
Configuration	three hulls(trimaran)	
Marerial	Polyethylene	
Accessories		
ADCP with Transducer, Battery, Charger, Cables, Float, Processing software		



Headquarters:
Geosolution i Göteborg AB
Stora Ävägen 21, 436 34 ASKIM,
Sweden

Regional Offices:
Warsaw, Poland
Jičín, Czech Republic
Ankara, Turkey
Scottsdale, USA
Singapore
Hong Kong, China
Dubai, UAE

www.satlab.com.se



HydroFlow 600/1200

Acoustic Doppler Current Profiler



Made by Sweden

HydroFlow 600 / 1200

The HydroFlow series direct-reading Acoustic Doppler Current Profiler(ADCP) is an accurate and easy to use current profiling system, which can be deployed on flexible platform: trimaran, UVS, buoys and seafloor mounting and so on. Providing accurate measurement with 75m/25m range, the HydroFlow 600/ 1200 can be widely used for monitoring and surveying discharge of rivers, canal, offshore and other engineering projects.



Multiple Built-in Sensors

Integrating the gyro, temperature, pressure and tilting sensor, HydroFlow 600/1200 offers multiple source of information for the operation reference.



Long Profiling Range Multiple Cells

600Hz working frequency extends the current measurement range up to 75 meter (HydroFlow 1200 up to 25m) with maximum 256 cells.



High Precision Current Measurement

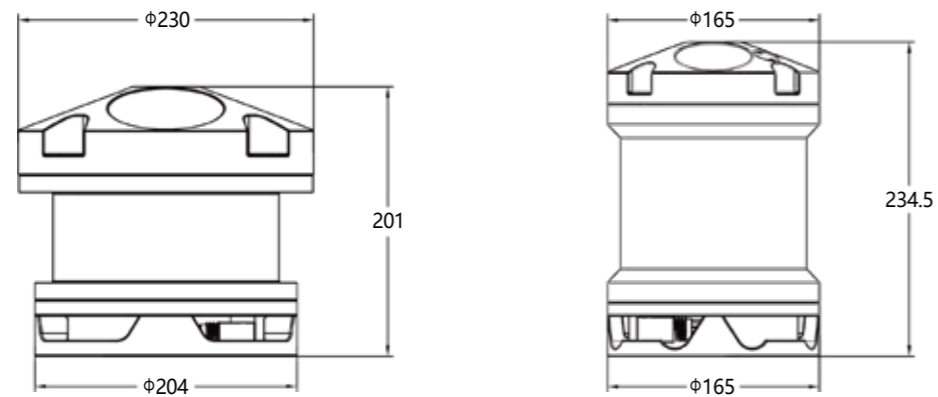
Supported by broadband signal processing technology, the anti-noise level has been improved while the current measurement accuracy can be up to $0.25\% \pm 0.25\text{cm/s}$.




Easy to Use Software

Clear software working flow and UI lower the learning curve, making it easy to use.

Dimensions



Flexible and versatile mounting



Monitoring and collecting software



TECHNICAL SUPPORT
Satlab offers online resources and a professional support network available worldwide.